



DELHI PUBLIC SCHOOL, PAKUR (JH)

















Dear Students,

Vacations are the most attractive and desirable part of school life! It is time again for a fun filled and relaxing summer break. However, during the scorching summer month, when you are locked up inside your homes, time must be spent meaningfully and interestingly. Keeping this in view, we have assigned Holiday Homework for you so that you remain connected with your studies. Also have lots of fun by pursuing your hobbies and enjoying yourselves with the family.







SUGGESTED DO'S IN SUMMER BREAK:

✓ Do's:

-  • Have Fun with your family at home.
-  • Try to engage yourself with some indoor games.
-  • Try to develop a kitchen garden on your own with the help of your parents.
-  • Try to indulge in your hobby like music, dance, painting, collection of leaves, making kites, etc.
-  • Eat healthy and nutritious food and drink lots of water and hydrating liquids.
-  • Eat Vegetables and one Fruit minimum every day.
-  • Wash your hands with soap, before and after taking food.
-  • Give some time to your grandparents. Find out about your family tree, roots and culture from them.
-  • Get up early and go for jogging everyday with your Papa and Mummy or Grand Parents.
-  • Help your parents in doing their house hold work.
-  • Read Newspaper if possible in English every day.
-  • Learn how to make minimum 3 dishes at your home from your mummy (Not for Nur To class II).
-  • Make a rough N.B. Learn and write 5 typical words of English their meaning and their usages.
-  • To improve your handwriting kindly write one page of English and Hindi cursive Handwriting.
-  • Complete your holiday Home work in a very neat and clean Handwriting.
-  • Trim your Hair and Nails at regular Interval.



✗ Don'ts:

-  • Consume oily and junk food.
-  • Spend too much time with computer and mobile games.
-  • Lend your note books/books to others.
-  • Waste your time roaming here and there in scorching heat.



Note:-

- This Holiday Home Work will be taken into consideration as a subjective enrichment activity. Hence, everyone is mandatory to submit the assignments after the reopening of the school.
- The summer vacation commences from **15th May 2026** to **14th June 2026**. The School will re-open on **15th June 2026** with summer timings i.e. **7:00 a.m. to 1:00 pm** till further notifications.



HAPPY HOLIDAYS

J.K.Sharma
Principal
Delhi Public School,
Pakur-816107
(Jharkhand)

Worksheet-3

Swar

Name:

Class:

Date:

I. खाली जगह भरो।

अ _____ इ _____ उ _____ ऋ _____

ए _____ ओ _____ अं _____

II. पहले क्या आता है?

1. ----- ए

4. ----- आ

2. ----- ओ

5. ----- ऊ

3. ----- अं

III. बाद में क्या आता है?

1. ए -----


4. इ -----

2. ओ -----

5. ऋ -----

3. अं -----

1. Complete the row






2. Match the same letters

R J E M W Q

J R M E Q W

3. Write the first letter of the picture



Name: _____

KG _____

Date: _____

Q. Write number: (before, between, after)

Before

___ 8

___ 17

___ 12

___ 1

___ 20

___ 44

___ 65



Between

1 ___ 3

20 ___ 22

8 ___ 10

14 ___ 16

31 ___ 33

19 ___ 21

11 ___ 13



After

6 ___

13 ___

29 ___

34 ___

17 ___

42 ___


39 ___



How Many?

name _____

I have



eyes

I have



mouth

I have



ears

I have



fingers

I have




legs

I have



arms

I have



toes

I have



nose

1 2 3 4 5 6 7 8 9 10



LKG COLOURING ACTIVITY




Name: _____

Date: _____

1. Fill appropriate colour




Red



Yellow





Green




Blue

2. Colour the object that begins with the given letter




A



B




C



D



3. Colour the picture



Class LKG  

My Holiday Homework book pg. no
2, 3, 4, 5, 25, 26, 27, 28, 47, 48, 49,
50.